

WELD-IN DESIGN THERMOWELLS

For everyday temperature needs

Application

Thermowells for temperature instruments are recommended for all process systems where pressure, velocity or viscous, abrasive and corrosive materials are present individually or in combination.

A properly selected thermowell will protect the temperature instrument from possible damage resulting from these process variables.

Furthermore, a thermowell permits removal of the temperature instrument for replacement, repair or testing without affecting the process media or the system.



Standard Features

Process Connections:

Threaded

Instrument Connection:

1/2" NPSM Standard

Shank Configurations:

Stepped, straight, tapered

Bore Diameter:

.260", .385"

Materials:

Brass, AISI 304, AISI 316

(other materials available upon request)

Surface Finish:

Brass: 60-100 Ra

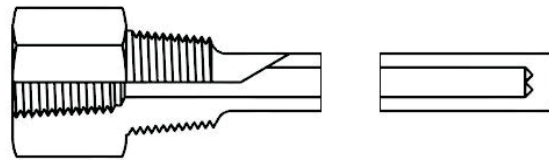
AISI 304 & AISI 316: 60-100 Ra

Ordering Information:

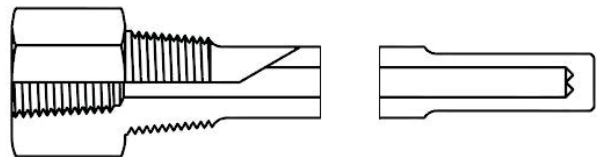
Please feel free to call 1-800-259-2706

Visit us at MasterGaugeCo.com

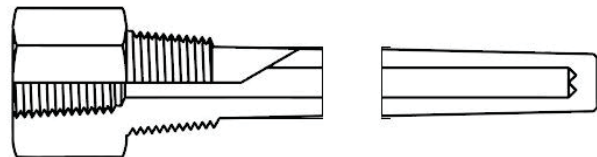
Straight Configuration



Stepped Configuration



Tapered Configuration



Master Gauge Co.

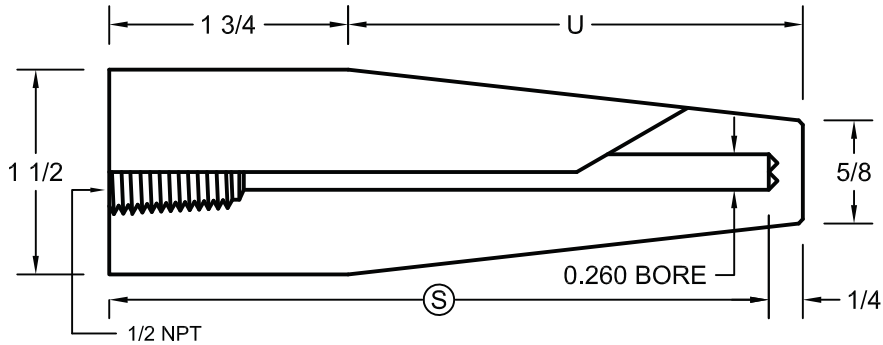


WHEN UNDER PRESSURE THINK OF US!

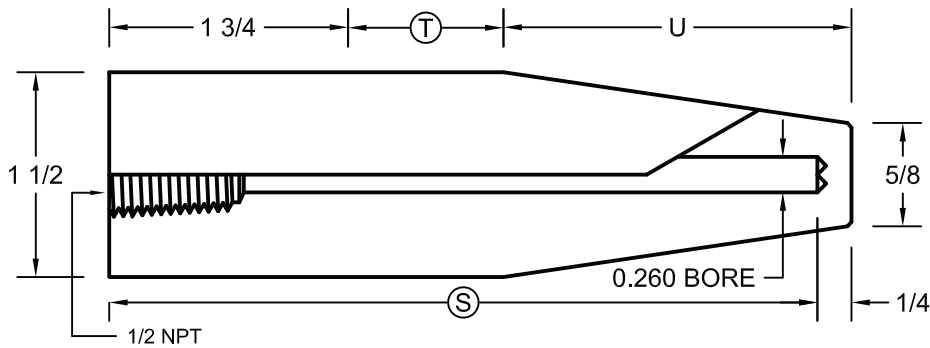
1150 W. GRAND AVE. CHICAGO, IL 60642 - TOLL-FREE: 1-800-259-2705 - PHONE: 1-312-666-2705 - FAX: 1-312-666-6458 - MASTERGAUGECo.COM

WELD-IN DESIGN THERMOWELLS

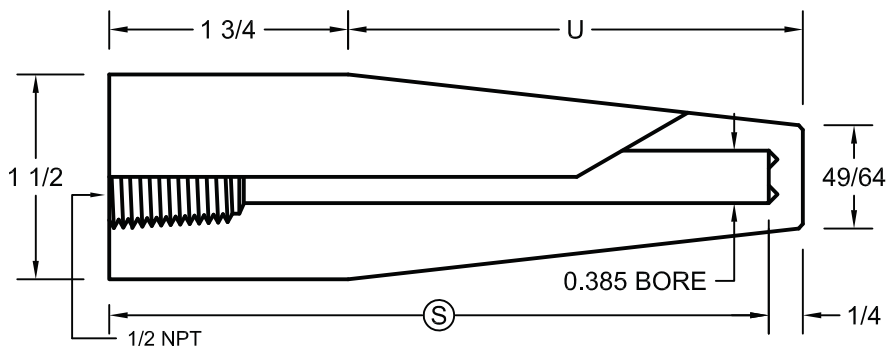
FOR 1/4 AND 3/8 ELEMENTS



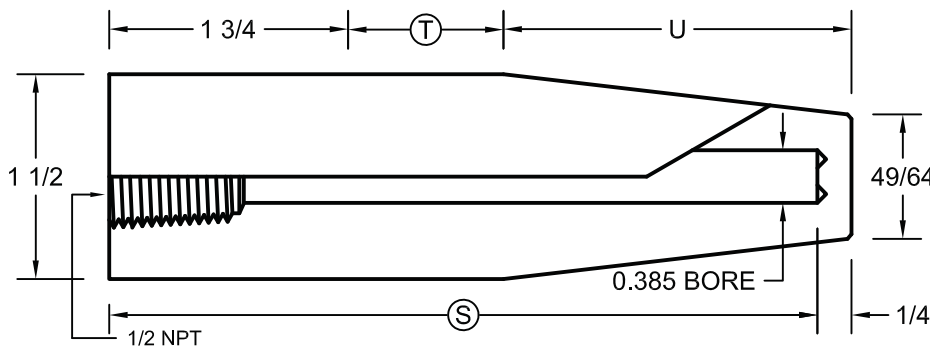
PART NO.	U	S
1 1/2WH- 260	2 1/2	4
1 1/2WH- 260	4 1/2	6
1 1/2WH- 260	7 1/2	9
1 1/2WH- 260	10 1/2	12
1 1/2WH- 260	13 1/2	15
1 1/2WH- 260	16 1/2	18
1 1/2WH- 260	22 1/2	24



PART NO.	U	T	S
1 1/2WHL- 260	2 1/2	2	6
1 1/2WHL- 260	4 1/2	3	9
1 1/2WHL- 260	7 1/2	3	12
1 1/2WHL- 260	10 1/2	3	15
1 1/2WHL- 260	13 1/2	3	18
1 1/2WHL- 260	19 1/2	3	24



PART NO.	U	S
1 1/2WH- 385	2 1/2	4
1 1/2WH- 385	4 1/2	6
1 1/2WH- 385	7 1/2	9
1 1/2WH- 385	10 1/2	12
1 1/2WH- 385	13 1/2	15
1 1/2WH- 385	16 1/2	18
1 1/2WH- 385	22 1/2	24



PART NO.	U	T	S
1 1/2WHL- 385	2 1/2	2	6
1 1/2WHL- 385	4 1/2	3	9
1 1/2WHL- 385	7 1/2	3	12
1 1/2WHL- 385	10 1/2	3	15
1 1/2WHL- 385	13 1/2	3	18
1 1/2WHL- 385	19 1/2	3	24