

Specifications:

- Steel case with chrome bezel
- Brass internals and connection
- Dry non-fillable
- 3-2-3 % accuracy

Available Dial Sizes:

- 1", 1 1/2", 2", 2 1/2", 3 1/2", 4 1/2"

Available Connection Sizes:

- 1/8" mnpt on 1 1/2" and 2"
- 1/4" mnpt on 2" thru 4"



101D



102D

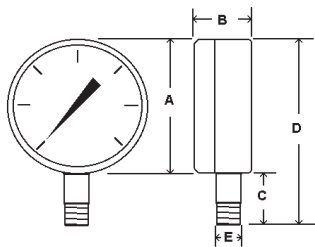


103D



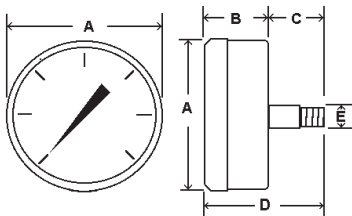
104D

101D (BLACK CASE)



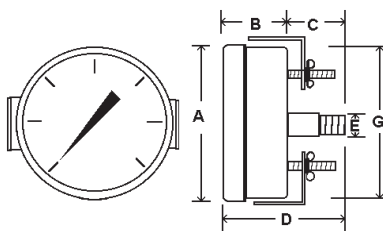
	1 1/2"	2"	2 1/2"	3 1/2"	4 1/2"
A	1.64"/42mm	2.07"/53mm	2.50"/63mm	3.53"/90mm	4.89"/124mm
B	.93"/24mm	1.03"/26mm	1.17"/30mm	1.14"/29mm	1.16"/29mm
C	.63"/16mm	.83"/21mm	.86"/22mm	1.02"/26mm	1.16"/30mm
D	2.27"/58mm	2.90"/74mm	3.36"/85mm	4.55"/116mm	6.05"/154mm
E	1/8" NPT	1/8" or 1/4" NPT	1/4" NPT	1/4" NPT	1/4" NPT

102D (BLACK CASE)



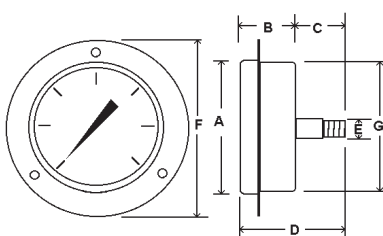
	1"	1 1/2"	2"	2 1/2"	3 1/2"	4 1/2"
A	.99"/25mm	1.64"/42mm	2.07"/53mm	2.50"/63mm	3.97"/101mm	4.5"/114mm
B	.64"/16mm	.93"/24mm	1.03"/26mm	1.17"/30mm	1.19"/30mm	1.34"/34mm
C	.46"/12mm	.63"/16mm	.83"/21mm	.86"/22mm	.83"/21mm	.84"/21mm
D	1.10"/28mm	1.56"/39mm	1.86"/47mm	2.03"/52mm	2.02"/51mm	2.18"/55mm
E	1/8 NPT	1/8 NPT	1/8" or 1/4"	1/4 NPT	1/4 NPT	1/4 NPT

103D (CHROME CASE)



	1 1/2"	2"	2 1/2"	3 1/2"
A	1.82"/46mm	2.31"/59mm	2.68"/68mm	3.97"/101mm
B	1.03"/26mm	1.17"/30mm	1.19"/30mm	1.19"/30.16mm
C	.61"/15mm	.73"/18.5mm	.76"/19mm	.83"/21mm
D	1.64"/42mm	1.90"/48.5mm	1.95"/50mm	2.02"/51mm
E	1/8" NPT	1/8" or 1/4" NPT	1/4" NPT	1/4" NPT
G	1.59"/40mm	2.02"/51mm	2.46"/63mm	3.59"/91mm

104D (CHROME CASE)



	1 1/2"	2"	2 1/2"	3 1/2"
A	1.82"/46mm	2.31"/59mm	2.68"/68mm	3.97"/101mm
B	1.03"/26mm	1.17"/30mm	1.19"/30mm	1.19"/30.16mm
C	.61"/15mm	.73"/18.5mm	.76"/19mm	.83"/21mm
D	1.64"/42mm	1.90"/48.5mm	1.95"/50mm	2.02"/51mm
E	1/8" NPT	1/8" or 1/4" NPT	1/4" NPT	1/4" NPT
F	2.47"/63mm	2.81"/71mm	3.44"/87mm	4.30"/109mm
G	1.61"/41mm	2.02"/51mm	2.46"/63mm	3.59"/91mm

Master Gauge Co.



WHEN UNDER PRESSURE THINK OF US!

103D PANEL MOUNT

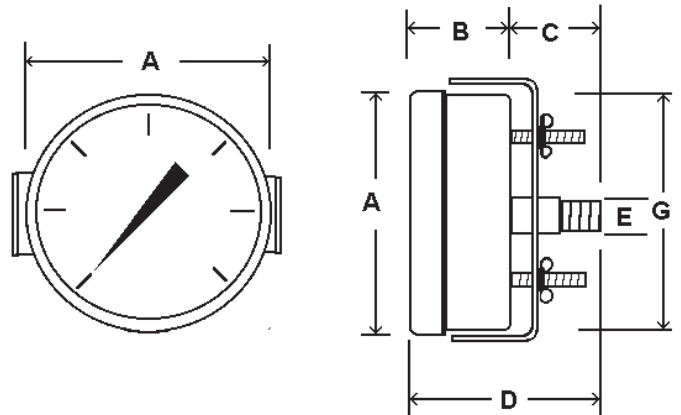
- A durable dry type utility gauge designed to look good from the front or back of the panel.
- These gauges are suitable for air, water, oil, gas or any other media not corrosive to brass.
- Other connection locations, mounting styles and accessories are also available.
- Ready for immediate shipment upon request.

SPECIFICATIONS:

- **AVAILABLE DIAL SIZES:** 1 ½", 2", 2 ½", 3 ½"
- **AVAILABLE CONNECTION SIZES:**
 ½"NPT on 1 ½" and 2"Dial Sizes
 ¼"NPT on 2" Thru 3 ½"Dial Sizes
- **Chrome Plated Steel Case, Chrome Bezel**
- **Phosphor Bronze Bourdon Tube**
- **Brass Socket**
- **Plastic Lens**
- **3-2-3 % Accuracy**
- **Dry Non-Fillable**
- **Ambient Temperature: -50 to 160°F**
- **Dual scale: PSI & Bar (x100=kpa)** *standard available*
Single scale: PSI only *available*
Other: *by special request*



RANGE	CODE	Major Inc.	Minor inc.
30/0/VAC	A	5" hg	.5" hg
30/0/15	CB	10"hg / 5 psi	1"hg / .5 psi
30/0/30	CC	10"hg / 10 psi	1"hg / 1 psi
30/0/60	CD	10"hg / 10 psi	2"hg / 1 psi
30/0/100	CE	30"hg / 20 psi	5"hg / 2 psi
30/0/150	CF	30"hg / 20 psi	5"hg / 2 psi
30/0/300	CH	30"hg / 50 psi	10"hg / 5 psi
0/15	B	2 PSI	.2 PSI
0/30	C	5 PSI	.5 PSI
0/60	D	10 PSI	1 PSI
0/100	E	20 PSI	2 PSI
0/160	F	20 PSI	2 PSI
0/200	G	40 PSI	5 PSI
0/300	H	50 PSI	5 PSI
0/400	I	50 PSI	5 PSI
0/600	K	100 PSI	10 PSI
0/1000	M	200 PSI	20 PSI
0/1500	N	200 PSI	20 PSI
0/2000	O	400 PSI	50 PSI
0/3000	P	500 PSI	50 PSI
0/5000	R	1000 PSI	100 PSI
0/6000	S	1000 PSI	100 PSI
0/10,000	U	2000 PSI	200 PSI



		A	B	C	D	G	E
1 ½" Dial	In.	1.82	1.03	.61	1.64	1.59	1/8"
	MM	46	26	15	42	40	MNPT
2" Dial	In.	2.31	1.17	.73	1.90	2.02	1/8" or 1/4"
	MM	59	30	18.5	48.5	51	MNPT
2 ½" Dial	In.	2.68	1.19	.76	1.95	2.46	1/4"
	MM	68	30	19	50	63	MNPT
3 ½" Dial	In.	3.97	1.19	.83	2.02	3.59	1/4"
	MM	101	30	21	51	91	MNPT

Master Gauge Co.



WHEN UNDER PRESSURE THINK OF US!