

### Specifications:

- Steel case with chrome bezel
- Brass internals and connection
- Dry non-fillable
- 3-2-3 % accuracy

### Available Dial Sizes:

- 1", 1 1/2", 2", 2 1/2", 3 1/2", 4 1/2"

### Available Connection Sizes:

- 1/8" mnpt on 1 1/2" and 2"
- 1/4" mnpt on 2" thru 4"



**101D**



**102D**

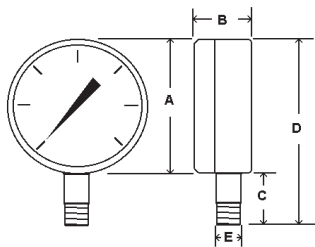


**103D**



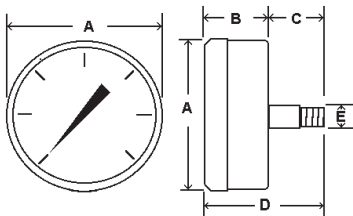
**104D**

**101D (BLACK CASE)**



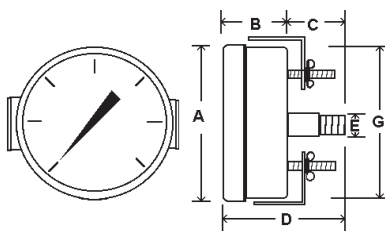
	1 1/2"	2"	2 1/2"	3 1/2"	4 1/2"
<b>A</b>	1.64"/42mm	2.07"/53mm	2.50"/63mm	3.53"/90mm	4.89"/124mm
<b>B</b>	.93"/24mm	1.03"/26mm	1.17"/30mm	1.14"/29mm	1.16"/29mm
<b>C</b>	.63"/16mm	.83"/21mm	.86"/22mm	1.02"/26mm	1.16"/30mm
<b>D</b>	2.27"/58mm	2.90"/74mm	3.36"/85mm	4.55"/116mm	6.05"/154mm
<b>E</b>	1/8" NPT	1/8" or 1/4" NPT	1/4" NPT	1/4" NPT	1/4" NPT

**102D (BLACK CASE)**



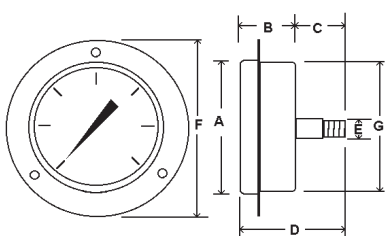
	1"	1 1/2"	2"	2 1/2"	3 1/2"	4 1/2"
<b>A</b>	.99"/25mm	1.64"/42mm	2.07"/53mm	2.50"/63mm	3.97"/101mm	4.5"/114mm
<b>B</b>	.64"/16mm	.93"/24mm	1.03"/26mm	1.17"/30mm	1.19"/30mm	1.34"/34mm
<b>C</b>	.46"/12mm	.63"/16mm	.83"/21mm	.86"/22mm	.83"/21mm	.84"/21mm
<b>D</b>	1.10"/28mm	1.56"/39mm	1.86"/47mm	2.03"/52mm	2.02"/51mm	2.18"/55mm
<b>E</b>	1/8 NPT	1/8 NPT	1/8" or 1/4"	1/4 NPT	1/4 NPT	1/4 NPT

**103D (CHROME CASE)**



	1 1/2"	2"	2 1/2"	3 1/2"
<b>A</b>	1.82"/46mm	2.31"/59mm	2.68"/68mm	3.97"/101mm
<b>B</b>	1.03"/26mm	1.17"/30mm	1.19"/30mm	1.19"/30.16mm
<b>C</b>	.61"/15mm	.73"/18.5mm	.76"/19mm	.83"/21mm
<b>D</b>	1.64"/42mm	1.90"/48.5mm	1.95"/50mm	2.02"/51mm
<b>E</b>	1/8" NPT	1/8" or 1/4" NPT	1/4" NPT	1/4" NPT
<b>G</b>	1.59"/40mm	2.02"/51mm	2.46"/63mm	3.59"/91mm

**104D (CHROME CASE)**



	1 1/2"	2"	2 1/2"	3 1/2"
<b>A</b>	1.82"/46mm	2.31"/59mm	2.68"/68mm	3.97"/101mm
<b>B</b>	1.03"/26mm	1.17"/30mm	1.19"/30mm	1.19"/30.16mm
<b>C</b>	.61"/15mm	.73"/18.5mm	.76"/19mm	.83"/21mm
<b>D</b>	1.64"/42mm	1.90"/48.5mm	1.95"/50mm	2.02"/51mm
<b>E</b>	1/8" NPT	1/8" or 1/4" NPT	1/4" NPT	1/4" NPT
<b>F</b>	2.47"/63mm	2.81"/71mm	3.44"/87mm	4.30"/109mm
<b>G</b>	1.61"/41mm	2.02"/51mm	2.46"/63mm	3.59"/91mm

**Master Gauge Co.**

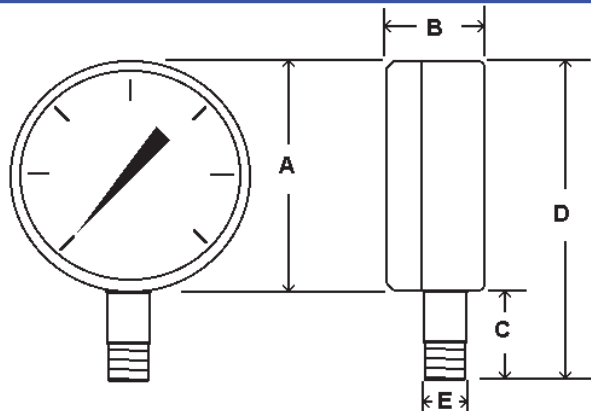


**WHEN UNDER PRESSURE THINK OF US!**

- An inexpensive utility gauge for the broad commercial and industrial markets.
- Suitable for air, water, oil, gas or any other media not corrosive to brass.
- Other connection locations, mounting styles and accessories available.
- Ready for immediate shipment upon request.

## SPECIFICATIONS:

- **AVAILABLE DIAL SIZES:** 1 ½", 2", 2 ½", 3 ½", 4 ½"
- **AVAILABLE CONNECTION SIZES:**  
1/8"NPT on 1 ½" and 2"Dial Sizes  
1/4"NPT on 2" Thru 4 ½"Dial Sizes
- **Black Steel Case, Chrome Bezel**
- **Phosphor Bronze Bourdon Tube**
- **Brass Socket**
- **Plastic Lens**
- **3-2-3 % Accuracy**
- **Dry Non-Fillable**
- **Ambient Temperature: -50 to 160°F**
- **Dual scale: PSI & Bar (x100=kpa) standard**  
**Single scale: PSI only available**  
**Other: by special request**



RANGE	CODE	Major Inc.	Minor inc.
30/0"VAC	A	5" hg	.5" hg
30/0/15	CB	10"hg / 5 psi	1"hg / .5 psi
30/0/30	CC	10"hg / 10 psi	1"hg / 1 psi
30/0/60	CD	10"hg / 10 psi	2"hg / 1 psi
30/0/100	CE	30"hg / 20 psi	5"hg / 2 psi
30/0/150	CF	30"hg / 20 psi	5"hg / 2 psi
30/0/300	CH	30"hg / 50 psi	10"hg / 5 psi
0/15	B	2 PSI	.2 PSI
0/30	C	5 PSI	.5 PSI
0/60	D	10 PSI	1 PSI
0/100	E	20 PSI	2 PSI
0/160	F	20 PSI	2 PSI
0/200	G	40 PSI	5 PSI
0/300	H	50 PSI	5 PSI
0/400	I	50 PSI	5 PSI
0/600	K	100 PSI	10 PSI
0/1000	M	200 PSI	20 PSI
0/1500	N	200 PSI	20 PSI
0/2000	O	400 PSI	50 PSI
0/3000	P	500 PSI	50 PSI
0/5000	R	1000 PSI	100 PSI
0/6000	S	1000 PSI	100 PSI
0/10,000	U	2000 PSI	200 PSI

		A	B	C	D	E
1 ½" Dial	In.	1.64"	.93"	.63"	2.27"	1/8"
	MM	42	24	16	58	MNPT
2" Dial	In.	2.07"	1.03"	.83"	2.90"	1/8" or 1/4"
	MM	53	26	21	74	MNPT
2 ½" Dial	In.	2.5"	1.17"	.86"	3.36"	1/4"
	MM	63	30	22	26	MNPT
3 ½" Dial	In.	3.53"	1.14"	1.02"	4.55"	1/4"
	MM	90	29	26	116	MNPT
4 ½" Dial	In.	4.89"	1.16"	1.16"	6.05"	1/4"
	MM	124	29	30	154	MNPT

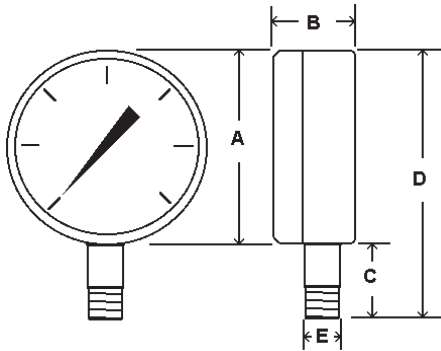
**Master Gauge Co.**



**WHEN UNDER PRESSURE THINK OF US!**

## SPECIFICATIONS:

- **AVAILABLE DIAL SIZES:** 1 ½", 2", 2 ½", 3 ½", 4 ½"
- **AVAILABLE CONNECTION SIZES:**  
1/8"NPT on 1 ½"Dial Size  
1/4"NPT on 2" Thru 4 ½"Dial Sizes
- **Black Steel Case, Black Bezel**
- **Phosphor Bronze Bourdon Tube**
- **Brass Socket**
- **Large Orifice / No Restrictor** (less likely to clog)
- **Glass Lens**
- **3-2-3 % Accuracy**
- **Dry Non-Fillable**
- **Ambient Temperature: -50 to 160 °F**
- **Dual scale: PSI & Bar (x100=kpa) standard**  
**Single scale: PSI only available**  
**Other: by special request**



## SE-101D

	1 1/2"	2"	2 1/2"	3 1/2"	4 1/2"
<b>A</b>	1.64"/42mm	2.07"/53mm	2.50"/63mm	3.53"/90mm	4.89"/124mm
<b>B</b>	.93"/24mm	1.03"/26mm	1.17"/30mm	1.14"/29mm	1.16"/29mm
<b>C</b>	.63"/16mm	.83"/21mm	.86"/22mm	1.02"/26mm	1.16"/30mm
<b>D</b>	2.27"/58mm	2.90"/74mm	3.36"/85mm	4.55"/116mm	6.05"/154mm
<b>E</b>	1/8npt	1/8 or 1/4npt	1/4npt	1/4npt	1/4npt

## PART NUMBER SYSTEM

### SE-101D-



#### Dial Size

- 15 = 1 ½"
- 20 = 2"
- 25 = 2 ½"
- 35 = 3 ½"
- 45 = 4 ½"

#### Connection Size

- 8 = 1/8" MNPT
- 4 = 1/4" MNPT

### RANGE CODE

CODE	RANGE	MAJOR IN	MINOR IN
<b>C</b>	0/30 PSI	5 psi	.5 psi
	With 2 Bar (x100 = kPa)	.5 bar	.05 bar
<b>D</b>	0/60 PSI	10 psi	1 psi
	With 4 Bar (x100 = kPa)	1 bar	.1 bar
<b>E</b>	0/100 PSI	20 psi	.2 psi
	With 7 Bar (x100 = kPa)	1 bar	.1 bar
<b>F</b>	0/160 PSI	20 psi	.2 psi
	With 11 Bar (x100 = kPa)	2 bar	.2 bar
<b>G</b>	0/200 PSI	40 psi	5 psi
	With 14 Bar (x100 = kPa)	2 bar	.2 bar
<b>H</b>	0/300 PSI	50 psi	5 psi
	With 20 Bar (x100 = kPa)	5 bar	.5 bar

# Master Gauge Co.



## WHEN UNDER PRESSURE THINK OF US!